



CASTELLI

**PRO LIGHT WIND VEST
TC0522**



EXPOSED ZIPPER



6



7



GRAPHICS WILL NOT ALIGN ACROSS SEAMS

LINE ART PANTONE (PMS) COLORS

| | | | | | | | | | |
|------|------|------|------|------|------|------|------|------|------|
| #### | #### | #### | #### | #### | #### | #### | #### | #### | #### |
|------|------|------|------|------|------|------|------|------|------|

FLUO

| | | | |
|------|------|------|------|
| #### | #### | #### | #### |
|------|------|------|------|

NOTES

PLEASE ENTER ADDITIONAL DESIGN INFORMATION HERE IF NEEDED

POLICIES AND PROCEDURES

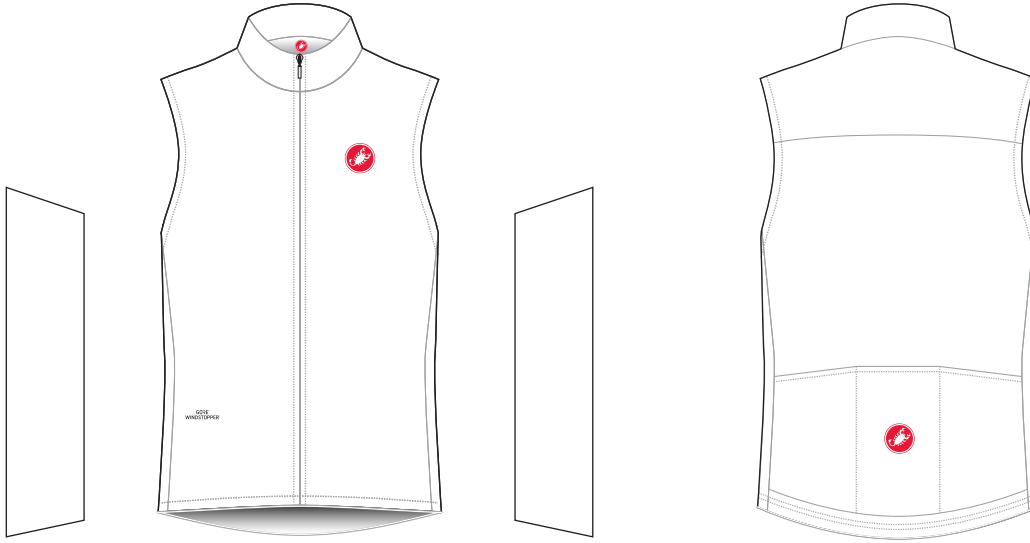
PRODUCTION STARTS ONLY AFTER ORDER, DEPOSIT, AND ART IS APPROVED. ART PLACEMENT IS CONSIDERED TO BE APPROXIMATE IN POSITION AND SCALE. CASTELLI MAKES EVERY ATTEMPT TO MATCH THE LINE ART AS CLOSELY AS POSSIBLE TO THE FINISHED PRODUCT. DESIGN ELEMENTS THAT CROSS SEAM LINES CANNOT BE GUARANTEED TO LINE UP ON THE FINISHED PRODUCT. CUSTOMER AFFIRMS THEY HAVE PERMISSION TO USE ALL LOGOS CONTAINED IN THE PROVIDED ART FILES. PLEASE NOTE THAT FLUO PRINTING MAY AFFECT THE ACCURACY OF OTHER COLORS.



CASTELLI

WINDSTOPPER VEST
TC0523


WINDSTOPPER LOGO
MUST REMAIN AT A
FIXED POSITION
AND SCALE



8

9


GRAPHICS WILL NOT ALIGN ACROSS SEAMS

LINE ART PANTONE (PMS) COLORS



FLUO



GORE LOGO (BLACK OR WHITE)



NOTES

PLEASE ENTER ADDITIONAL DESIGN INFORMATION HERE IF NEEDED

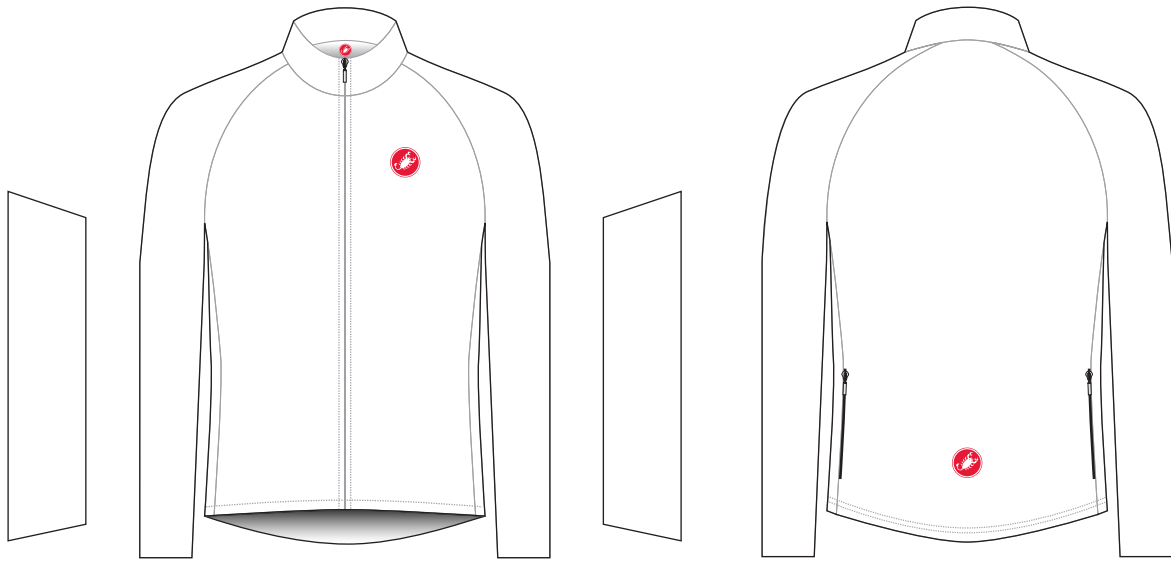
POLICIES AND PROCEDURES

PRODUCTION STARTS ONLY AFTER ORDER, DEPOSIT, AND ART IS APPROVED. ART PLACEMENT IS CONSIDERED TO BE APPROXIMATE IN POSITION AND SCALE. CASTELLI MAKES EVERY ATTEMPT TO MATCH THE LINE ART AS CLOSELY AS POSSIBLE TO THE FINISHED PRODUCT. DESIGN ELEMENTS THAT CROSS SEAM LINES CANNOT BE GUARANTEED TO LINE UP ON THE FINISHED PRODUCT. CUSTOMER AFFIRMS THEY HAVE PERMISSION TO USE ALL LOGOS CONTAINED IN THE PROVIDED ART FILES. PLEASE NOTE THAT FLUO PRINTING MAY AFFECT THE ACCURACY OF OTHER COLORS.



CASTELLI

WIND JACKET
TB0225



10

11



GRAPHICS WILL NOT ALIGN ACROSS SEAMS

LINE ART PANTONE (PMS) COLORS

| | | | | | | | | | |
|------|------|------|------|------|------|------|------|------|------|
| #### | #### | #### | #### | #### | #### | #### | #### | #### | #### |
|------|------|------|------|------|------|------|------|------|------|

FLUO

| | | | |
|------|------|------|------|
| #### | #### | #### | #### |
|------|------|------|------|

NOTES

PLEASE ENTER ADDITIONAL DESIGN INFORMATION HERE IF NEEDED

POLICIES AND PROCEDURES

PRODUCTION STARTS ONLY AFTER ORDER, DEPOSIT, AND ART IS APPROVED. ART PLACEMENT IS CONSIDERED TO BE APPROXIMATE IN POSITION AND SCALE. CASTELLI MAKES EVERY ATTEMPT TO MATCH THE LINE ART AS CLOSELY AS POSSIBLE TO THE FINISHED PRODUCT. DESIGN ELEMENTS THAT CROSS SEAM LINES CANNOT BE GUARANTEED TO LINE UP ON THE FINISHED PRODUCT. CUSTOMER AFFIRMS THEY HAVE PERMISSION TO USE ALL LOGOS CONTAINED IN THE PROVIDED ART FILES. PLEASE NOTE THAT FLUO PRINTING MAY AFFECT THE ACCURACY OF OTHER COLORS.



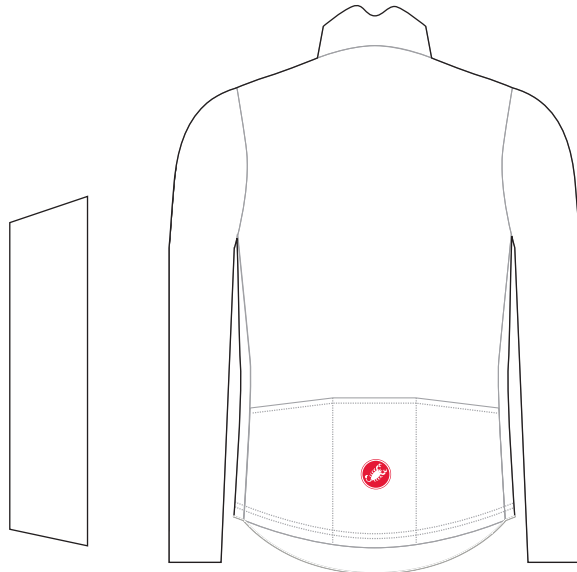
CASTELLI

**PRO FIT RAIN JACKET
TB0521**


EXPOSED ZIPPER



12



13


GRAPHICS WILL NOT ALIGN ACROSS SEAMS

LINE ART PANTONE (PMS) COLORS

| | | | | | | | | | |
|------|------|------|------|------|------|------|------|------|------|
| #### | #### | #### | #### | #### | #### | #### | #### | #### | #### |
|------|------|------|------|------|------|------|------|------|------|

FLUO

| | | | |
|------|------|------|------|
| #### | #### | #### | #### |
|------|------|------|------|

NOTES

PLEASE ENTER ADDITIONAL DESIGN INFORMATION HERE IF NEEDED

POLICIES AND PROCEDURES

PRODUCTION STARTS ONLY AFTER ORDER, DEPOSIT, AND ART IS APPROVED. ART PLACEMENT IS CONSIDERED TO BE APPROXIMATE IN POSITION AND SCALE. CASTELLI MAKES EVERY ATTEMPT TO MATCH THE LINE ART AS CLOSELY AS POSSIBLE TO THE FINISHED PRODUCT. DESIGN ELEMENTS THAT CROSS SEAM LINES CANNOT BE GUARANTEED TO LINE UP ON THE FINISHED PRODUCT. CUSTOMER AFFIRMS THEY HAVE PERMISSION TO USE ALL LOGOS CONTAINED IN THE PROVIDED ART FILES. PLEASE NOTE THAT FLUO PRINTING MAY AFFECT THE ACCURACY OF OTHER COLORS.

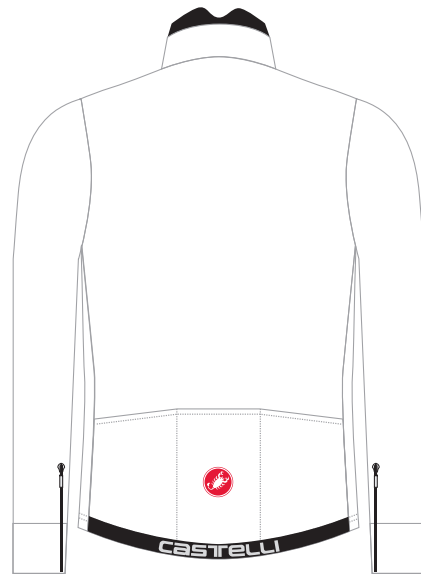


CASTELLI

**THERMAL JACKET
TB0270**



14



15



GRAPHICS WILL NOT ALIGN ACROSS SEAMS

LINE ART PANTONE (PMS) COLORS



FLUO



NOTES

PLEASE ENTER ADDITIONAL DESIGN INFORMATION HERE IF NEEDED

POLICIES AND PROCEDURES

PRODUCTION STARTS ONLY AFTER ORDER, DEPOSIT, AND ART IS APPROVED. ART PLACEMENT IS CONSIDERED TO BE APPROXIMATE IN POSITION AND SCALE. CASTELLI MAKES EVERY ATTEMPT TO MATCH THE LINE ART AS CLOSELY AS POSSIBLE TO THE FINISHED PRODUCT. DESIGN ELEMENTS THAT CROSS SEAM LINES CANNOT BE GUARANTEED TO LINE UP ON THE FINISHED PRODUCT. CUSTOMER AFFIRMS THEY HAVE PERMISSION TO USE ALL LOGOS CONTAINED IN THE PROVIDED ART FILES. PLEASE NOTE THAT FLUO PRINTING MAY AFFECT THE ACCURACY OF OTHER COLORS.